



2013

**Round 4 & 5 : Sydney Motorsports Park : August 1 - 4****250cc PRODUCTION****Round 4 - Race 2**

Date: 03/08/13  
 Event: R07  
 Weather: Mostly sunny - Temp: 17.1C  
 Track: Dry - Temp: 32.6C

Started at: 12:36:24  
 Laps: 7  
 Starters: 14  
 Printed at: 12:57

**PROVISIONAL CLASSIFICATION**

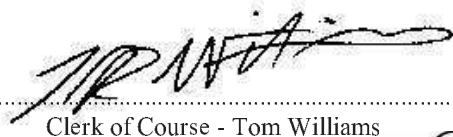
Pos	No	Gr	Name	Machine	Laps	Race Time	Behind	Fastest Lap	On Lap	Top Speed
1	1	B	Luke BURGESS (QLD) / Mackay Kawasaki / Kawasaki Finance (KMF) / HR Smart Solutions	Kawasaki Ninja	7	13:04.812		1:50.856	6	166
2	11	J	Brandon DEMMERY (NSW) / NSW Compensation Lawyers / CM Racing / Ron Crach Transport	Kawasaki Ninja	7	13:07.257	2.445	1:50.657	4	169
3	4		Tom BRAMICH (VIC) / Ron Angel Classic Racing / Tingate Racing	Kawasaki Ninja	7	13:29.508	24.696	1:53.896	7	168
4	31	J	Jack BAKER (QLD) / Crazy Dogs Kawasaki / Shark Helmets / Behrik / AXO	Kawasaki Ninja	7	13:29.925	25.113	1:53.309	7	168
5	81	B	Daniel MUTTON (SA) / AEP Racing / Underground Designs / Adelaide Equity Partners	Kawasaki Ninja	7	13:29.961	25.149	1:54.281	7	162
6	77		Mitch KAVNEY (NSW) / Bullet Racing / Power Supplements	Kawasaki Ninja	7	13:30.000	25.188	1:54.097	7	174
7	44	C	Duncan GORDON (SA) / AEP Racing / Italian Motorcycles / Victory Adelaide	Kawasaki Ninja	7	13:50.495	45.683	1:56.205	2	171
8	39	A	Brian BEZZINA (VIC) / Motorcycle Movers (Vic)	Honda CBR	7	13:50.619	45.807	1:57.324	4	164
9	48	D	Jessica DERRIN (WA) / CM Racing / Wilful Damage / Adrenalin Performance Bikes	Kawasaki Ninja	7	14:04.779	59.967	1:58.350	7	169
10	86		Miriam WHITE (QLD) / Cube Racing Team / Australian Outdoor Living / Leda	Kawasaki Ninja	7	14:05.380	1:00.568	1:58.363	7	178
11	79	C	Di JONES (NSW)	Kawasaki Ninja	7	14:05.493	1:00.681	1:59.136	6	166
12	17	B	Sophie LOVETT (NSW) / Cessnock KTM / Central Coast Harley Davidson / ARAI	Kawasaki Ninja	7	14:12.585	1:07.773	1:54.705	4	165
13	14	C	Genevieve STUMPF (VIC) / CM Racing / Adrenalin Perform. Bikes / RST / Shell / Five Gloves	Kawasaki Ninja	7	15:02.620	1:57.808	2:06.961	5	164
14	67	D	Richard DRAPER (NSW) / Sugar Plum Racing / R.A Draper Medical Centre	Honda CBR	6	13:18.963	1 Lap	2:11.215	6	144

Fastest Lap was 1:50.657 by Brandon DEMMERY (NSW)

New race lap record for 250PRN class - Previous: 1:51.230 by Brandon DEMMERY (NSW) on a Kawasaki Ninja set on 03/08/13

The results are provisional until the end of the time limit for protests and appeals.

  
 Chief Time Keeper - Scott Laing

  
 Clerk of Course - Tom Williams




Computime Race Timing Systems Pty Ltd © 1996  
 Licensed to Computime Race Timing Systems

[www.computime.com.au](http://www.computime.com.au)

**COMPUTIME RACE TIMING SYSTEMS PTY LTD**

9 Timber Lane, Glen Waverley, Vic 3150. Ph : 0418 17 13 17

E-mail : [scott@computime.com.au](mailto:scott@computime.com.au)





2013



SUPERBIKE CHAMPIONSHIPS  
BROUGHT TO YOU BY



# Round 4 & 5 : Sydney Motorsports Park : August 1 - 4

## 250cc PRODUCTION

### Round 4 - Race 2

Date: 03/08/13  
Event: R07  
Weather: Mostly sunny - Temp: 17.1C  
Track: Dry - Temp: 32.6C

Started at: 12:36:24  
Laps: 7  
Starters: 14  
Printed at: 12:57

### PROVISIONAL LAP TIMES

No	Name	Lap 1	Lap 2	Lap 3	Lap 4	Lap 5	Lap 6	Lap 7
1	Luke BURGESS (QLD)	1:58.143	1:51.188	1:51.337	1:51.144	1:51.270	<b>1:50.856</b>	1:50.874
4	Tom BRAMICH (VIC)	2:00.310	1:56.100	1:55.243	1:54.662	1:54.653	1:54.644	<b>1:53.896</b>
11	Brandon DEMMERY (NSW)	1:58.459	1:51.010	1:51.699	<b>1:50.657</b>	1:51.215	1:50.987	1:53.230
14	Genevieve STUMPF (VIC)	2:15.112	2:08.016	2:08.530	2:07.996	<b>2:06.961</b>	2:07.613	2:08.392
17	Sophie LOVETT (NSW)	2:01.917	1:54.999	1:54.822	<b>1:54.705</b>	1:54.966	1:55.307	2:35.869
31	Jack BAKER (QLD)	2:01.166	1:55.364	1:55.656	1:54.078	1:54.679	1:55.673	<b>1:53.309</b>
39	Brian BEZZINA (VIC)	2:04.623	1:57.495	1:57.907	<b>1:57.324</b>	1:57.453	1:57.691	1:58.126
44	Duncan GORDON (SA)	2:05.806	<b>1:56.205</b>	1:57.717	1:57.326	1:57.688	1:57.752	1:58.001
48	Jessica DERRIN (WA)	2:08.150	1:59.427	2:00.496	2:00.007	1:59.242	1:59.107	<b>1:58.350</b>
67	Richard DRAPER (NSW)	2:18.925	2:12.504	2:12.586	2:11.920	2:11.813	<b>2:11.215</b>	
77	Mitch KAVNEY (NSW)	2:02.896	1:54.807	1:55.129	1:54.500	1:54.363	1:54.208	<b>1:54.097</b>
79	Di JONES (NSW)	2:05.725	1:59.433	2:01.046	2:01.093	1:59.811	<b>1:59.136</b>	1:59.249
81	Daniel MUTTON (SA)	2:01.909	1:55.356	1:54.914	1:54.816	1:54.363	1:54.322	<b>1:54.281</b>
86	Miriam WHITE (QLD)	2:07.977	2:00.464	1:59.857	2:00.270	1:59.224	1:59.225	<b>1:58.363</b>

The results are provisional until the end of the time limit for protests and appeals.

Chief Time Keeper - Scott Laing

Clerk of Course - Tom Williams



Computime Race Timing Systems Pty Ltd © 1996  
Licensed to Computime Race Timing Systems

[www.computime.com.au](http://www.computime.com.au)

COMPUTIME RACE TIMING SYSTEMS PTY LTD

9 Timber Lane, Glen Waverley, Vic 3150. Ph : 0418 17 13 17

E-mail : [scott@computime.com.au](mailto:scott@computime.com.au)



## Round 4 & 5 : Sydney Motorsports Park : August 1 - 4

### 250cc PRODUCTION

#### Round 4 - Race 2

Date: 03/08/13  
 Event: R07  
 Weather: Mostly sunny - Temp: 17.1C  
 Track: Dry - Temp: 32.6C


Started at: 12:36:24  
 Laps: 7  
 Starters: 14  
 Printed at: 12:57

#### PROVISIONAL SPLIT TIMES

Lap	Split 1	Split 2	Split 3	Lap Time	Speed	Lap	Split 1	Split 2	Split 3	Lap Time	Speed
<b>1 Luke BURGESS (QLD) (1st)</b>						6	38.305	53.790	35.518	2:07.613	161
1	40.286	45.364	32.493	1:58.143	166	7	38.657	53.861	35.874	2:08.392	159
2	33.968	44.894	32.326	1:51.188	162						
3	34.409	44.706	32.222	1:51.337	157						
4	33.829	44.918	32.397	1:51.144	160						
5	34.323	44.742	32.205	1:51.270	165						
6	33.866	44.792	<b>32.198</b>	<b>1:50.856</b>	161						
7	<b>33.727</b>	<b>44.590</b>	32.557	1:50.874	164						
						<b>17 Sophie LOVETT (NSW) (12th)</b>					
						1	41.969	<b>46.595</b>	33.353	2:01.917	154
						2	34.994	47.166	32.839	1:54.999	162
						3	35.100	46.680	33.042	1:54.822	160
						4	34.880	46.826	32.999	<b>1:54.705</b>	165
						5	34.869	47.115	32.982	1:54.966	164
						6	34.839	48.092	<b>32.376</b>	1:55.307	165
						7	<b>34.687</b>	1:26.245	34.937	2:35.869	161
<b>4 Tom BRAMICH (VIC) (3rd)</b>						<b>31 Jack BAKER (QLD) (4th)</b>					
1	40.781	46.589	32.940	2:00.310	168	1	41.209	46.850	33.107	2:01.166	168
2	35.927	47.059	33.114	1:56.100	156	2	35.247	47.431	32.686	1:55.364	161
3	35.022	47.087	33.134	1:55.243	156	3	35.489	47.528	<b>32.639</b>	1:55.656	161
4	34.631	46.865	33.166	1:54.662	156	4	34.708	46.573	32.797	1:54.078	155
5	34.727	46.817	33.109	1:54.653	160	5	34.928	46.816	32.935	1:54.679	159
6	34.860	46.662	33.122	1:54.644	157	6	35.124	47.859	32.690	1:55.673	164
7	<b>34.563</b>	<b>46.516</b>	<b>32.817</b>	<b>1:53.896</b>	159	7	<b>34.308</b>	<b>46.240</b>	32.761	<b>1:53.309</b>	162
<b>11 Brandon DEMMERY (NSW) (2nd)</b>						<b>39 Brian BEZZINA (VIC) (8th)</b>					
1	40.443	45.740	32.276	1:58.459	169	1	42.881	47.721	34.021	2:04.623	161
2	33.742	45.259	32.009	1:51.010	169	2	35.735	<b>47.657</b>	34.103	1:57.495	161
3	34.646	<b>44.723</b>	32.330	1:51.699	159	3	36.025	48.175	33.707	1:57.907	162
4	<b>33.653</b>	44.943	32.061	<b>1:50.657</b>	160	4	35.842	47.699	33.783	<b>1:57.324</b>	162
5	34.452	44.869	<b>31.894</b>	1:51.215	162	5	<b>35.450</b>	48.351	<b>33.652</b>	1:57.453	164
6	34.145	44.794	32.048	1:50.987	165	6	35.850	48.127	33.714	1:57.691	164
7	33.938	46.738	32.554	1:53.230	166	7	36.036	48.293	33.797	1:58.126	156
<b>14 Genevieve STUMPF (VIC) (13th)</b>						<b>44 Duncan GORDON (SA) (7th)</b>					
1	45.722	53.950	<b>35.440</b>	2:15.112	164	1	42.969	49.117	33.720	2:05.806	155
2	38.009	54.168	35.839	2:08.016	156	2	<b>35.568</b>	<b>47.494</b>	<b>33.143</b>	<b>1:56.205</b>	156
3	38.447	54.255	35.828	2:08.530	156						
4	<b>37.932</b>	54.497	35.567	2:07.996	157						
5	38.523	<b>52.962</b>	35.476	<b>2:06.961</b>	161						

Chief Time Keeper - Scott Laing

Clerk of Course - Tom Williams





2013

SUPERBIKE CHAMPIONSHIPS  
BROUGHT TO YOU BY**Round 4 & 5 : Sydney Motorsports Park : August 1 - 4****250cc PRODUCTION****Round 4 - Race 2**Date: 03/08/13  
Event: R07  
Weather: Mostly sunny - Temp: 17.1C  
Track: Dry - Temp: 32.6CStarted at: 12:36:24  
Laps: 7  
Starters: 14  
Printed at: 12:57**PROVISIONAL SPLIT TIMES**

Lap	Split 1	Split 2	Split 3	Lap Time	Speed	Lap	Split 1	Split 2	Split 3	Lap Time	Speed
3	35.845	48.090	33.782	1:57.717	157	7	34.781	46.836	<b>32.480</b>	<b>1:54.097</b>	169
4	35.671	47.737	33.918	1:57.326	155						
5	35.797	47.981	33.910	1:57.688	155						
6	35.631	48.133	33.988	1:57.752	171						
7	35.964	47.970	34.067	1:58.001	154						
<b>48 Jessica DERRIN (WA) (9th)</b>						<b>79 Di JONES (NSW) (11th)</b>					
1	44.305	49.286	34.559	2:08.150	165	1	43.180	49.175	33.370	2:05.725	161
2	36.281	48.775	34.371	1:59.427	164	2	<b>36.007</b>	49.683	33.743	1:59.433	156
3	36.566	49.330	34.600	2:00.496	160	3	36.741	50.025	34.280	2:01.046	152
4	36.660	49.321	34.026	2:00.007	162	4	36.950	49.870	34.273	2:01.093	155
5	36.142	49.431	<b>33.669</b>	1:59.242	169	5	36.536	49.235	34.040	1:59.811	155
6	36.387	48.912	33.808	1:59.107	169	6	36.328	<b>48.875</b>	33.933	<b>1:59.136</b>	166
7	<b>36.006</b>	<b>48.475</b>	33.869	<b>1:58.350</b>	157	7	36.430	49.599	<b>33.220</b>	1:59.249	165
<b>67 Richard DRAPER (NSW) (14th)</b>						<b>81 Daniel MUTTON (SA) (5th)</b>					
1	47.861	53.166	<b>37.898</b>	2:18.925	144	1	41.485	46.964	33.460	2:01.909	155
2	41.078	53.193	38.233	2:12.504	130	2	35.261	47.291	<b>32.804</b>	1:55.356	162
3	40.885	53.328	38.373	2:12.586	134	3	34.897	47.047	32.970	1:54.914	154
4	40.771	52.839	38.310	2:11.920	142	4	34.983	46.775	33.058	1:54.816	162
5	40.764	52.925	38.124	2:11.813	136	5	<b>34.602</b>	46.506	33.255	1:54.363	157
6	<b>40.658</b>	<b>52.294</b>	38.263	<b>2:11.215</b>	133	6	34.751	46.511	33.060	1:54.322	162
<b>77 Mitch KAVNEY (NSW) (6th)</b>						7	34.704	<b>46.448</b>	33.129	<b>1:54.281</b>	157
1	41.616	47.802	33.478	2:02.896	164	<b>86 Miriam WHITE (QLD) (10th)</b>					
2	34.722	47.143	32.942	1:54.807	168	1	42.713	50.714	34.550	2:07.977	166
3	34.602	47.541	32.986	1:55.129	154	2	36.640	49.706	34.118	2:00.464	161
4	34.585	<b>46.785</b>	33.130	1:54.500	166	3	35.871	49.970	34.016	1:59.857	168
5	<b>34.380</b>	46.998	32.985	1:54.363	174	4	35.732	50.077	34.461	2:00.270	175
6	34.570	46.877	32.761	1:54.208	168	5	35.812	49.768	33.644	1:59.224	172
						6	36.113	49.494	<b>33.618</b>	1:59.225	178
						7	<b>35.602</b>	<b>49.088</b>	33.673	<b>1:58.363</b>	161

The results are provisional until the end of the time limit for protests and appeals.

Chief Time Keeper - Scott Laing

Clerk of Course - Tom Williams




Computime Race Timing Systems Pty Ltd © 1996

Licensed to Computime Race Timing Systems

[www.computime.com.au](http://www.computime.com.au)**COMPUTIME RACE TIMING SYSTEMS PTY LTD**

9 Timber Lane, Glen Waverley, Vic 3150. Ph : 0418 17 13 17

E-mail : [scott@computime.com.au](mailto:scott@computime.com.au)



2013



SUPERBIKE CHAMPIONSHIPS  
BROUGHT TO YOU BY



# Round 4 & 5 : Sydney Motorsports Park : August 1 - 4

## 250cc PRODUCTION

### Round 4 - Race 2

Date: 03/08/13

Event: R07

Weather: Mostly sunny - Temp: 17.1C

Track: Dry - Temp: 32.6C

Started at: 12:36:24

Laps: 7

Starters: 14

Printed at: 12:57

### PROVISIONAL FASTEST LAPS SEQUENCE

Lap	Race Pos	No	Name	Machine	Fastest Lap	On Lap
1	1	1	Luke BURGESS (QLD)	Kawasaki Ninja	1:58.143	1
2	1	1	Luke BURGESS (QLD)	Kawasaki Ninja	1:51.188	2
2	2	11	Brandon DEMMERY (NSW)	Kawasaki Ninja	1:51.010	2
4	2	11	Brandon DEMMERY (NSW)	Kawasaki Ninja	1:50.657	4

The results are provisional until the end of the time limit for protests and appeals.

Chief Time Keeper - Scott Laing

Clerk of Course - Tom Williams




Computime Race Timing Systems Pty Ltd © 1996  
Licensed to Computime Race Timing Systems

[www.computime.com.au](http://www.computime.com.au)

**COMPUTIME RACE TIMING SYSTEMS PTY LTD**

9 Timber Lane, Glen Waverley, Vic 3150. Ph : 0418 17 13 17

E-mail : [scott@computime.com.au](mailto:scott@computime.com.au)





2013



SUPERBIKE CHAMPIONSHIPS  
BROUGHT TO YOU BY



# Round 4 & 5 : Sydney Motorsports Park : August 1 - 4

## 250cc PRODUCTION

### Round 4 - Race 2

Started at: 12:36:24

Date: 03/08/13

Event: R07

Laps: 7

Weather: Mostly sunny - Temp: 17.1C

Starters: 14

Track: Dry - Temp: 32.6C

Printed at: 12:57

### PROVISIONAL LAP SHEET

No	Lap Time	Gap	No	Lap Time	Gap	No	Lap Time	Gap	No	Lap Time	Gap
<b>Lap 1</b>			86	2:00.464	19.110	39	1:57.324	25.537	31	1:55.673	22.678
1	1:58.143		14	2:08.016	33.797	79	2:01.093	35.485	17	1:55.307	22.778
11	1:58.459	.316	67	2:12.504	42.098	48	2:00.007	36.268	39	1:57.691	38.555
4	2:00.310	2.167	<b>Lap 3</b>			86	2:00.270	36.756	44	1:57.752	38.556
31	2:01.166	3.023	1	1:51.337		14	2:07.996	1:07.84	79	1:59.136	52.306
81	2:01.909	3.766	11	1:51.699	.500	67	2:11.920	1:24.12	48	1:59.107	52.491
17	2:01.917	3.774	4	1:55.243	10.985	<b>Lap 5</b>			86	1:59.225	53.079
77	2:02.896	4.753	17	1:54.822	11.070	11	1:51.215		14	2:07.613	1:40.29
39	2:04.623	6.480	81	1:54.914	11.511	1	1:51.270	.042	<b>Lap 7</b>		
79	2:05.725	7.582	31	1:55.656	11.518	31	1:54.679	17.903	1	1:50.874	
44	2:05.806	7.663	77	1:55.129	12.164	4	1:54.653	17.928	11	1:53.230	2.445
86	2:07.977	9.834	44	1:57.717	19.060	81	1:54.363	18.318	67	2:11.215	1 lap
48	2:08.150	10.007	39	1:57.907	19.357	17	1:54.966	18.369	4	1:53.896	24.696
14	2:15.112	16.969	79	2:01.046	25.536	77	1:54.363	18.655	31	1:53.309	25.113
67	2:18.925	20.782	48	2:00.496	27.405	44	1:57.688	31.702	81	1:54.281	25.149
<b>Lap 2</b>			86	1:59.857	27.630	39	1:57.453	31.762	77	1:54.097	25.188
1	1:51.188		14	2:08.530	50.990	79	1:59.811	44.068	44	1:58.001	45.683
11	1:51.010	.138	67	2:12.586	1:03.34	48	1:59.242	44.282	39	1:58.126	45.807
4	1:56.100	7.079	<b>Lap 4</b>			86	1:59.224	44.752	48	1:58.350	59.967
31	1:55.364	7.199	1	1:51.144		14	2:06.961	1:23.57	86	1:58.363	1:00.56
17	1:54.999	7.585	11	1:50.657	.013	67	2:11.813	1:44.70	79	1:59.249	1:00.68
81	1:55.356	7.934	31	1:54.078	14.452	<b>Lap 6</b>			17	2:35.869	1:07.77
77	1:54.807	8.372	4	1:54.662	14.503	1	1:50.856		14	2:08.392	1:57.80
44	1:56.205	12.680	17	1:54.705	14.631	11	1:50.987	.089			
39	1:57.495	12.787	81	1:54.816	15.183	4	1:54.644	21.674			
79	1:59.433	15.827	77	1:54.500	15.520	81	1:54.322	21.742			
48	1:59.427	18.246	44	1:57.326	25.242	77	1:54.208	21.965			

The results are provisional until the end of the time limit for protests and appeals.

*Scott Laing*  
Chief Time Keeper - Scott Laing

*Tom Williams*  
Clerk of Course - Tom Williams



Computime Race Timing Systems Pty Ltd © 1996  
Licensed to Computime Race Timing Systems  
[www.computime.com.au](http://www.computime.com.au)

**COMPUTIME RACE TIMING SYSTEMS PTY LTD**  
9 Timber Lane, Glen Waverley, Vic 3150. Ph : 0418 17 13 17  
E-mail : [scott@computime.com.au](mailto:scott@computime.com.au)





2013



SUPERBIKE CHAMPIONSHIPS  
BROUGHT TO YOU BY



# Round 4 & 5 : Sydney Motorsports Park : August 1 - 4

## 250cc PRODUCTION

### Round 4 - Race 2

Started at: 12:36:24

Date: 03/08/13

Event: R07

Laps: 7

Weather: Mostly sunny - Temp: 17.1C

Starters: 14

Track: Dry - Temp: 32.6C

Printed at: 12:57

## PROVISIONAL LAP CHART

Grid	1	2	3	4	5	6	7
11	1	1	1	1	11	1	1
1	11	11	11	11	1	11	11
4	4	4	4	31	31	4	4
31	31	31	17	4	4	81	31
44	81	17	81	17	81	77	81
17	17	81	31	81	17	31	77
77	77	77	77	77	77	17	44
81	39	44	44	44	44	39	39
39	79	39	39	39	39	44	48
79	44	79	79	79	79	79	86
48	86	48	48	48	48	48	79
86	48	86	86	86	86	86	17
14	14	14	14	14	14	14	14
	67	67	67	67	67	67	

The results are provisional until the end of the time limit for protests and appeals.

Chief Time Keeper - Scott Laing

Clerk of Course - Tom Williams



Computime Race Timing Systems Pty Ltd © 1996

Licensed to Computime Race Timing Systems

[www.computime.com.au](http://www.computime.com.au)

COMPUTIME RACE TIMING SYSTEMS PTY LTD

9 Timber Lane, Glen Waverley, Vic 3150. Ph : 0418 17 13 17

E-mail : [scott@computime.com.au](mailto:scott@computime.com.au)

